

INSPIRATION

FARROW & BALL®

CRAFTSMEN IN PAINT AND PAPER

**INSPIRATION
AUTUMN & WINTER**







THE WORLD OF FARROW & BALL

Welcome to our world of extraordinary colour, rich pigments and artisanal wallpapers...

Still made in Dorset, England, our home since 1946, our distinctive palette of 132 paint colours and handcrafted wallpapers are renowned for their depth and complexity. Together our paint and paper transform modern and traditional homes, both large and small, inside and out, across the world.

We hope you'll settle down with a mug of something warm and enjoy leafing through the inspiring interiors within these pages, discovering our new wallpaper designs and gathering ideas on how to create a unique look in your own home.

Walls: Down Pipe® No.26 Estate® Emulsion, Bench: Strong White® No.2001 Estate® Eggshell.

WHY CHOOSE FARROW & BALL?



UNIQUE LOOK

Responding extraordinarily to all types of light, our richly pigmented paint and handcrafted wallpaper deliver a unique depth of colour and quality of finish which brings walls to life. The richness of our absorbing colours creates an inimitable vibrancy in every room of the home.


TIMELESS COLOUR

Each of our 132 colours has been created with care and thought to ensure they work beautifully alone or as part of a scheme.



TALES TO TELL

The intriguing story behind every colour is reflected in its name – be it the beauty of nature, historic houses or inspiring people and places.



QUALITY FINISHES

Each batch of paint and roll of wallpaper is rigorously tested by our quality control team to ensure the best possible long-lasting performance.



SAFE AND SOUND

Our distinctive water based paints are low odour, eco-friendly and safe to use in every room of your home.



EXPERTS ON HAND

Talk to us in store, online and by phone – our experts are always on hand to share colour ideas, discuss your projects and offer helpful decorating tips.



PAINT ON PAPER

We create handcrafted wallpaper according to traditional printing methods and using our own paints, enabling you to create a seamless connection between paint and paper.





EXPLORING THE NUANCES OF LIGHT

From passing clouds and the dipping sun, to the glow of bulbs and the flicker of a fire, our paint colours gently shift in light and shade to bring your walls to life...

Each absorbing colour is created from a blend of up to five finest quality pigments. As the day goes on, the varying undertones within every hue may become more or less prominent, making a blue feel slightly more blue, green or grey at times, but always true to itself.

The same colour in the same space can feel bright and airy in the low morning sun, soft in the gentle afternoon light or cocooning by the evening, adding complexity to your scheme.

We've gathered a few tips and tricks to help you make the most of the light in your room:

To discover a colour's true depth and hue, paint two coats of a sample pot onto A4 card and move it about the room, seeing how light affects the rich pigments in the morning and at night.



South facing rooms are often flooded with warm light. Try maximising this feeling of brightness with pale tones such as Tallow.



North facing rooms tend to have a cooler feel with little natural light. Embrace their darkness with strong colours such as Brinjal for a feeling of intimacy.



East facing rooms share a slightly bluer light, so brushing on a gentle duck egg like Pale Powder is a clever way to add warmth.



For west facing rooms, consider whether you'll use your room more in the morning or afternoon as the light can feel cooler in the early hours and warmer later on.

INTRODUCING OUR NEUTRAL GROUPS

Choosing one of our six neutral groups is a wonderful way of achieving a timeless and cohesive scheme in your home. Each group contains four colours that sit effortlessly together for an understated look, or as a base for bolder shades and patterns.

1. Start by deciding which group you are most drawn to. By picking your favourite tones, you'll create a welcoming retreat that naturally reflects your personality.
2. Consider the light in your room. Would it benefit from warm undertones or would you like to embrace its cool light?
3. Finally, think of the style of your property. If you'd like more of a heritage feel, opt for the softer Traditional, Yellow Based and Red Based Neutrals. For a contemporary finish, try the subtle grey tones of our Contemporary, Easy and Architectural Neutrals.

Remember your woodwork, ceiling, floors and doors. The transformation of a room may start with the walls, but for a carefully balanced scheme think of the room as a whole.

TRADITIONAL NEUTRALS

Among the first whites created by Farrow & Ball, our Traditional Neutrals share an utterly timeless look that sits wonderfully in homes both old and new. Their subtle grey green undertones add a softness to each finish, making it feel as though they've always belonged.

Tip: Layer gradually lighter tones from your floorboards right up onto the ceiling for a seamlessly sophisticated and restful space.



YELLOW BASED NEUTRALS

Often considered the softest of our neutral groups, the creamy undertones of our Yellow Based Neutrals are incredibly easy to live with and suit a cosy country style. A touch of black pigment deepens each one, lifting them from the ordinary to the unmatched.

Tip: The Yellow Based Neutrals are perfect for sunny rooms overlooking a garden where they will enhance the connection between the outside and in.

CONTEMPORARY NEUTRALS

Appearing greyer to most, these neutrals have a subtle urban feel that adds a contemporary twist to period homes, while being in keeping with modern properties. The magic of this group is down to the underlying lilac of Skimming Stone and Elephant's Breath which retains warmth and brings a slight edge to each shade.

{ **Tip:** Use throughout your home to subtly flow from room to room without the jolt of a change in colour. }



RED BASED NEUTRALS

The red undertones of this subdued neutral group are brimming with warmth and an unmatched depth. There is a subtle richness to their palette which creates an earthy and uplifting finish from top to bottom, sweeping across woodwork and walls.

{ **Tip:** Pair our Red Based Neutrals with unfinished woods or relaxed linens for a slightly aged look and beautiful feel. }





EASY NEUTRALS

These clean and understated neutrals are incredibly easy to live with. Neither too warm nor too cool, our Easy Neutrals sit contentedly together in both modern and traditional homes.

Tip: Choose two or three shades for your walls, ceiling and floors to create a hushed retreat and Scandi style that is the perfect antidote to modern life.

ARCHITECTURAL NEUTRALS

We've created these cool neutrals for those wanting a stronger architectural finish or modern industrial feel. Their subtle blue undertones add a contemporary touch and sense of spaciousness when used together as part of a scheme.

Tip: Combine with clean whites and raw metals for a hard edged look that is conducive to minimal living.





PLAYING WITH FINISHES

The unwritten rule that trims should be painted in high gloss with ceilings in a bright matt white has underpinned the way many of us decorate our homes. But you really can be as creative with sheen as with colour!

Finishes can be cleverly chosen to mask and accent architectural features in the home. Disguise uneven walls with a chalky matt Estate Emulsion, pick out delicate plasterwork with Soft Distemper or highlight your favourite pieces of furniture with our new Modern Eggshell.

Modern Eggshell, the latest addition to our interior finishes, can be swept across furniture, metal surfaces, wooden cabinets and floors throughout the home for an extremely durable mid sheen finish.



We've gathered our top tips to help inspire you to play with finish...

Front doors are a brilliant place to start experimenting. Try high shine Full Gloss for a striking first impression or opt for a relaxed entrance with our matt Exterior Eggshell.

○

Pair Estate Emulsion and Estate Eggshell for a classic matt look with gentle shifts in sheen, or combine Modern Emulsion and Modern Eggshell for a more contemporary feel with added durability.

○

As with colour, sheen can be mixed and matched to create a cohesive scheme. Try painting chairs in Estate Eggshell, Modern Eggshell and Full Gloss, all in the same colour. With 20%, 40% and 95% sheen, each variance will subtly add character.

○

Consider using a flat matt on the outside of wardrobes or cupboards with a deep gloss within, adding a secret pocket of sheen.

○

Paint a strip of Full Gloss across matt Estate Emulsion walls. You might not even spot the difference until the sun peeps through to reveal a hidden layer of interest.

○

Add a splash of colour to bathrooms and kitchens with our mould resistant Modern Emulsion. This hardy finish can then be combined with Modern Eggshell on cabinetry and trim for a noticeable shift from matt walls to mid sheen woodwork.

○

Paint your own rug design on the floor with Modern Eggshell to add long lasting colour and lustre to your floor.











RECREATE THE LOOK

To recreate this look in your own home, try combining a deep and sophisticated blue with a cool architectural grey. These strong, clean colours can then be punctuated with a bright pop of yellow for a strikingly contemporary feel.

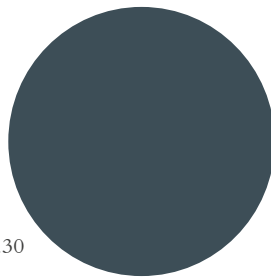
Don't be afraid to mix eras and cultures within your scheme. Here you'll find a traditional architrave paired with the polished chrome of a Wassily Chair, leather stools and a flat weave rug. This eclectic blend of style and texture creates a visual feast!

Choose pieces of art you love and hang just below eye level so they can be enjoyed whether sitting or standing.

Babouche® No.223



Manor House Gray® No.265



Hague Blue® No.30

YOU & FARROW & BALL

JAMES MERRELL – PHOTOGRAPHER

James lives with his partner, Margot in a houseboat on the Basingstoke Canal. Here he shares why they chose Farrow & Ball to transform their home. “We used Purbeck Stone for most of the boat, I loved the slight warmth the colour gave the space whilst still being a relatively neutral tone.”



“Mouse’s Back grounded the floor beautifully. Being a boat, our ceiling height is slightly limited, so having a colour that was not too dark but complemented the Purbeck Stone was essential.”



“We really like the look and texture of Farrow & Ball paint – the colours and tones work so well together. There’s a depth to Estate Emulsion and life to the Estate Eggshell which worked well for us in our home.”

“Next, we decided our bedroom needed a little drama, so we went for Railings. Even though it’s a very small space, and the obvious thing to do is use a light colour, we opted for a statement and love it.”



{ For the full house tour, visit [Chromologist.com/houseboat](https://chromologist.com/houseboat) }

YOU & FARROW & BALL



FABRICE PROVIN - OWNER OF BIGNICOURT-SUR-SAULX

Fabrice spent 10 years restoring Château de Bignicourt-sur-Saulx in Champagne with his partner, Aurélien Poitout after it was abandoned for nearly 50 years. Here Fabrice shares how he used Farrow & Ball paint and wallpaper to restore the listed historic monument.

“We chose a durable Modern Emulsion finish for the more lived in rooms of the home, brightly patterned wallpapers such as Wisteria for our bedrooms and picked a matt Dead Flat finish in Oval Room Blue and Dimpse for the more formal rooms, achieving a depth of colour and heritage feel.”

“Using a full range of hues from the Farrow & Ball palette, we have restored the chateaux with colours that are sympathetic to its era, while adding a modern twist throughout.”



{ Share photographs of your Farrow & Ball home with #MyFaBHome }

Opposite Walls: Oval Room Blue® No.85 Estate® Emulsion, Woodwork: Dimpse® No.277 Estate® Eggshell. **Above Top** Walls: Dimpse® No.277 Estate® Emulsion, Door: Black Blue™ No.95 Estate® Eggshell, **Above left** Walls: Wisteria BP 2212 and Babouche® No.223 Estate® Emulsion, Woodwork Pavilion Gray® No.242 Estate® Eggshell, **Above right** Walls: St Antoine BP 931, Woodwork: Wimborne White® No.239 Estate® Eggshell.

CREATING A WARM AND INVITING HOME

As the evenings draw in and the temperature starts to fall, our thoughts turn to creating an irresistibly warm and inviting home...

Candles are lit, stews are left to simmer and tables are set for friends and family to gather around. Richly painted or papered walls can be used to set the scene too, lifting the spirits with bright shades or soothing the soul with muted hues.

A warm welcome invariably starts at the front door. And what could be more inviting than plumes of wood smoke drifting up from the chimney with a generous stack of logs by the door, or the dull thud of a brass knocker. Try creating an inviting entrance for yourself every day of the week by brushing on a colour you love, making sure it's one that can't help but make you smile. It might be a lively coat of St Giles Blue or the deliciously dark Down Pipe. Switch in a reassuringly chunky doormat too or hang a simple wreath for you and your visitors to enjoy.

The next few steps are often towards the kitchen where few can resist a steaming mug of soup served with a thick slice of buttered bread. Shades of green and off white can be partnered on woodwork and walls to create a feeling of health and invigoration within the kitchen, be it understated Tunsgate Green or the deeper Studio Green. Take note of what's in season at the start of each month and fill your plate with hearty root vegetables. Consider serving supper on your favourite ceramics mid week too – even if you're not hosting.

Fed and watered, it's plump pillows and soft bedding that call to us after. Once the plates have been cleared, draw the bedroom curtains tight and tuck a hot water bottle under the sheets in both the guest bedroom and your own. When considering a scheme, soft colours like Pale Powder and Pavilion Gray are a wonderful way to transform each room into a relaxed and almost hushed retreat. It's a lovely touch to gather a stack of Penguin Classics or beautiful magazines at the bedside for guests to dip into over their stay too. And of course, fold a thickly knitted throw at the end of the bed.

Bathrooms are often a little smaller and darker than the rest of the home, so embrace this with invitingly dark hues such as Hague Blue or Brinjal. Sweep these rich shades up the walls and over the ceiling to envelop you and your visitors in deep colour. Invest in soft and oversized towels which can be warmed on a heated rail before bedtime and wrap soaps in patterned paper (or one of our free wallpaper samples) for guests to help themselves to.

We hope we've helped inspire you to create an irresistibly welcoming hideaway for both you and your guests this autumn and winter. One that invites all to step in from the cold to a richly painted home, with bowls of hearty food piled high and perhaps, if you're lucky, the crackle of a fire.



COLOUR STORIES

INCHYRA BLUE

This aged blue grey is inspired by the dramatic Scottish skies that frame Inchyra House. Its moody hue can be found on the doors of the impressive byre – or barn – which is nestled at the bottom of a rather imposing hill. Inchyra Blue magically reads more grey, blue or even green depending on the light, creating a dark and intimate feel.



Colour scheme No.1



Shaded White®



Inchyra Blue®



Drop Cloth®



Black Blue™



Inchyra Blue®




Vardo®

Colour scheme No.2

COLOUR STORIES

BRASSICA

Brassica's rich lavender tones feel both feminine and charming in light areas, but become much more sophisticated and grey in darker areas due to an underlying hint of black. Named after the group of plants which includes purple sprouting broccoli, this warm shade lifts cold feeling rooms and is often combined with Calluna for a contemporary feel.



Colour scheme No.1



Calluna®



Brassica®



Strong White®



Pelt®



Brassica®



Tanner's Brown®

Colour scheme No.2

DESIGN TREND: TEXTURE

Texture is becoming incredibly popular within the home, with many layering pleated velvets, crumpled linens, weathered woods and thick furs. Farrow & Ball wallpaper adds tactility to the wall too, with an almost three dimensional finish achieved by printing paint on paper.

Papering your walls with our new Atacama wallpaper is a lovely way to recreate this sensory look with rich textures to explore, prickly cacti to find and an intricate botanical design that can't fail to bring a smile.



Atacama BP 5804



DESIGN TREND: ESCAPISM

In these uncertain times, escapism is more appealing than ever. Floral designs such as our new Hegemone wallpaper help transform the home into a welcoming retreat where we feel safe, calm and inspired.

Less rigid and defined than a classic floral pattern, each colourful spray is wonderfully optimistic. Available in seven colourways, this organic design blooms freely in all directions to bring your walls to life, creating the much coveted feeling of growth and rejuvenation.



Hegemone BP 5702



DESIGN TREND: MAXIMALISM

Following the subtle schemes and minimalist style of Scandi design, we've noted a distinct step towards the expressive trend of maximalism. In the spirit of 'more is more', many are creating a riot of pattern and colour by combining zingy velvets, eclectic furniture designs and botanical prints like our new Helleborus wallpaper.

One of the largest motifs in our collection, this organic pattern was first drawn with a pipette for a sense of unrestrained fluidity. Each larger than life petal feels as though it is unfurling on the wall, creating an invigorating space that hints of growth and rejuvenation.



Helleborus BP 5605



COLOUR CONSULTANCY



Whether you're embarking on a large renovation project, painting your new apartment or redecorating a few rooms in the family home, our in-home Colour Consultants are on hand to help you transform your home with paint and wallpaper.

Considering up to four rooms in an hour, your Colour Consultant will share design advice that is utterly bespoke to you and your home, suggesting a cohesive scheme that suits your lifestyle. Perfect for anyone who is a little daunted by choice, short on time or hoping to try something bolder, our colour experts will ensure the distinctive Farrow & Ball look is made uniquely yours, whatever your style.

IN CONVERSATION WITH JOA STUDHOLME OUR ORIGINAL COLOUR CONSULTANT

Tell us a little about the homes you visit from day to day?

Excitingly, I never know where I'll be visiting next. It might be an airy barn conversion or a compact basement flat. But when it comes to colour, the considerations are the same whatever the size or style of a home.

What do you consider when suggesting a scheme?

I first think about the light and spend time understanding how and when the room is used. Next is the look our client is hoping to achieve. Colour consultancy is very much about interpreting what each homeowner wants rather than persuading them into outlandish combinations. I then list every architectural detail in the room, from skirting and picture rails to skylights and flooring, as every element has equal importance when creating a scheme.

What advice do you give to those who are less confident with colour?

Go slowly and start small! If you're wary of colour or pattern then introduce it into the interior of a dresser, bookcase or cupboard first. When you come across a hidden hue it can't help but make you smile.



{ Each of our expert Colour Consultants share Joa's passion for colour and wealth of experience. Find your local Consultant at farrow-ball.com/colour-consultancy. }

READY TO ORDER?

Our experts are always on hand to discuss your ideas and projects, or to help you find the perfect colour scheme and finish. Talk to us in store, online, and by phone.

When you're ready, our richly pigmented paint and handcrafted wallpaper is available to order:

Online: www.farrow-ball.com

By telephone: 01202 876141

Via email: sales@farrow-ball.com

... as well as in store at Farrow & Ball stockists and showrooms around the world.



LOOKING FOR A LITTLE MORE INSPIRATION?




Our Inspiration site and social feeds are often flooded with beautiful photographs of real Farrow & Ball homes. Scroll through the characterful homes of others on:

Inspiration.farrow-ball.com

TheChromologist.com

[MyFaBHome](https://www.instagram.com/MyFaBHome)





Farrow & Ball, Uddens Estate, Wimborne, Dorset, BH21 7NL, England
Inspiration Brochure AW17 English Version

© Registered trademarks of Farrow & Ball Holdings Limited in the UK/and or EU.