A modern living room with teal walls, a white sofa, and a large potted plant. The room is bright and airy, with natural light coming from a large window. The sofa is white with striped cushions. A large potted plant with green leaves is in the foreground. A small table with books is next to the sofa. The overall style is contemporary and minimalist.

INSPIRATION

**FARROW & BALL®**

CRAFTSMEN IN PAINT AND PAPER

**INSPIRATION  
SPRING & SUMMER**





## WELCOME TO FARROW & BALL

Step into a world of richly pigmented paint, long-lasting finishes and handcrafted wallpaper...

Deepening from subtle neutrals to dark inky hues, each of our 132 colours has been created to work beautifully alone or as part of a scheme. And whether you're after the signature chalky matt of our Estate Emulsion, or the durability of washable Modern Emulsion, our distinctive palette is available in a range of interior and exterior finishes.

Inside these pages you'll find our colour trends for this spring and summer, simple tips on bringing your exteriors out of hibernation and inspiring photographs of real homes. Or turn to page 28 to step behind the scenes and uncover the ingredients that are stirred into each tin of Farrow & Ball paint in Dorset, England, our home since 1946.

We hope you'll enjoy taking a moment or two to leaf through your copy, whether it's out in the sunshine or while sheltering from the showers.



## COLOUR TREND: PITCH BLUE & CALKE GREEN

from Joa Studholme, our International Colour Consultant

*“This trend is not about one colour, but two. It’s the way in which vivid Pitch Blue and Calke Green are combined together in equal measure, rather than one being an accent to the other.”*



“Last year we started to note surprising colour combinations and this spring we’ve welcomed them with open arms. We no longer feel restricted to using one colour on the walls and a second on the trim. Instead, using brilliant jewel tones like these in a more eclectic way is liberating homes. The slightly more sober Calke Green can be used on the bottom half of walls and across the trim, while vital Pitch Blue is brushed onto upper walls and even the ceiling for an intense but perfectly balanced combination that should not be taken too seriously, creating rooms that are filled with fun and optimism – a room that will make you smile.”



*“This trend is not about  
one colour, but two.”*





## EXPLORING THE NUANCES OF LIGHT

*From passing clouds and the dipping sun, to the glow of bulbs and the flicker of a candle, our paint colours gently shift in light and shade to bring your walls to life...*

Each absorbing colour is created from a blend of up to five finest quality pigments. As the day goes on, the varying undertones within every hue may become more or less prominent, making a blue feel slightly more blue, green or grey at times.

The same colour in the same space can feel bright and airy in the morning sun, warm in the afternoon light or cocooning as dusk falls, adding complexity to your scheme.

**We've gathered a few tips and tricks to help you make the most of the light in your room:**

**SOUTH FACING ROOMS** are often flooded with warm light. Try maximising this feeling of brightness with rich tones such as Dimity or Joa's White.

**NORTH FACING ROOMS** tend to have a cooler feel with little natural light. Embrace their darkness with strong colours such as Studio Green for a feeling of intimacy.

**EAST FACING ROOMS** share a slightly bluer light, so cooler greens and blues like Pale Powder add freshness and gentle colour.

**WEST FACING ROOMS** can feel cooler in the early hours and warmer later on. Consider whether you'll use your room more in the morning or the afternoon.



## YOU & FARROW & BALL



### MAGGIE ZOWNIR - FOUNDER OF ZOWNIR LOCATIONS

Maggie lives with her partner, photographer Peter Zownir, their teenage sons and Dudley the dog near Southbourne on the Dorset coast. Together they brought their home to life with Farrow & Ball.





*“We love subtle greys and neutrals such as Lamp Room Gray, Skimming Stone and Cornforth White, with a blast of colour here and there.”*

“We are serial home refurbishers and have carried our favourite palette from one home to the next, adding wallpaper patterns such as Bamboo and Wisteria or new colours along the way.”

“The chalky finish of Estate Emulsion looks different night and day and through the seasons, adding character to each wall of our home.”



{ Share photographs of your Farrow & Ball home with #MyFaBHome }

## YOU & FARROW & BALL



The image shows a bright, modern dining room. In the foreground, a long, light-colored wooden dining table is set with several white plastic chairs. A small potted plant sits on the table. In the background, a white double door is centered against a light-colored wall. Above the door is a long, narrow pink shelf holding various decorative items, including vases and a small white unicorn figurine. To the left of the door, a modern orange and grey armchair is visible. The floor is made of light-colored wood planks.

### LOVISA SILBURN - CREATIVE DIRECTOR OF MULLENLOWE LONDON

Lovisa lives with her husband Paul, their two children and Billy the Springer Spaniel. Here she shares how they painted their busy family home in Kent with Farrow & Ball, from top to bottom, including the bathroom, kitchen and hall.

“I love experimenting and find that the rich colours act as an inspiration for the rest of the room. We used Down Pipe on our kitchen cabinetry to bring out the marble tops and create a dramatic back drop for the brass cupboard handles. On the opposite wall, Calamine adds warmth to the recess and makes each piece of pottery pop.”

“We continued Calamine up into our bathroom and sourced Spanish tiles with pink detailing to complete the scheme. Down in the living room, the dark brown of the wooden floor and our Danish sofas come to life against hushed Cornforth White walls.”



*“There are so many wonderful shades to choose from, the only problem is picking one!”*




{ For the full house tour, visit [thechromologist.com/lovisa](https://thechromologist.com/lovisa) }



## DECORATING YOUR EXTERIORS

With the lighter days and several bank holidays around the corner, now is a brilliant time to decorate your outdoor space. So whether yours is a balcony, decked area or a lovely long stretch of grass, we hope you'll feel inspired to drench your exteriors in long-lasting colour with our durable finishes.



**1** Go a shade or two darker than you would in the home as exteriors are often filled with natural light.

2 Set about painting pots, benches, fences and sheds in rich colour to instantly lift your scheme.



3 If you're hoping to let your blooms take centre stage, try organic shades such as Lichen or Vert de Terre.



4 Pick Full Gloss for a striking finish, or reach for a tin of Exterior Eggshell for a more relaxed feel.



**Opposite** Door: Drawing Room Blue® No.253 Exterior Eggshell. **Top** Bench: Brassica® No.271 Exterior Eggshell, Wooden planter: Calke Green® No.34 Exterior Eggshell. **Bottom left** Pots: Pavilion Blue™ No.252 and Green Ground® No.206 Exterior Eggshell. **Bottom right** Door: Yellowcake® No.279 Exterior Eggshell.



5 If you live in a more contemporary or industrial home, try charcoal greys like Down Pipe and Railings to create a strong modern look.







**6** To create an inviting pocket of colour whatever the weather, splash bright Mediterranean hues like Yellowcake or St Giles Blue throughout.

**7** For rural settings, consider blending your exteriors into the natural surroundings with green based tones like Lime White or stony neutrals such as String.

## OUR EXTERIORS FINISH FINDER

**FULL GLOSS** A durable high sheen for woodwork and metal. Resistant to peeling and colour fade for up to six years.

**EXTERIOR EGGSHELL** A hardwearing eggshell finish for adding colour to almost anything in the garden from wooden window frames and cladding, to railings and metal guttering for up to six years.

**EXTERIOR MASONRY** An extremely tough and fungal resistant finish for brickwork, pottery and stone. Resistant to peeling and colour fade for up to 15 years.

**Opposite** Woodwork: Railings™ No.31 Exterior Eggshell. **Top left** Pots: Various colours Exterior Masonry. **Top right** Walls: Wimborne White® No.239 Exterior Masonry, Door: Fawn™ No.10 (archived colour) Exterior Eggshell.

## CREATING A CALM AND RESTORATIVE SPACE

*As the days warm and the evenings lengthen, many of us strive to get more in sync with the seasons.*

It might be waking up a little earlier to enjoy the natural daylight or savouring a bowl of fresh local food in a beautifully painted kitchen. Within this piece we've collected our thoughts on creating a calming retreat this spring and summer, one that flows seamlessly from room to room and effortlessly connects your interiors with the greenery outdoors.

*Start by folding shutters right back and opening curtains wide to let warm light pour into your home.*

Choose lighter and brighter shades such as Cabbage White, Ammonite and Blackened for your walls and watch how the rich pigments respond extraordinarily to the light throughout the day. Experiment with mirrored surfaces too, perhaps opposite windows or behind lamps to bounce light around the room.

*For a more restful space, try linking your interiors and exteriors.*

A sense of flow can be created between the two by taking the colour of your walls, no matter how bright, and using the same hue on a flowerpot or bench within your garden, balcony or windowsill. This feeling of continuity can be incredibly calming and often makes rooms feel bigger as they seemingly extend out of the window and into your exterior space. Try painting both

your window frames and interior wall in just one colour too, helping ensure your gaze isn't broken and is naturally drawn to the view beyond.

*Next, bring the outdoors in by gathering fresh foliage from the garden, foraging in your local area or sourcing greenery from a nearby florist.*

Sprigs of eucalyptus look particularly beautiful in a simple glass vase, bringing a gentle scent with them. Or for flowers that won't wilt, floral wallpapers such as our Helleborus instantly add a feeling of growth and rejuvenation. The same can be said of green paint, a colour so often associated with health and vigour. From understated Cooking Apple Green to the deeply comforting Studio Green, this hue will breathe life into any room.

*Kitchens are busy places, so neutrals are a brilliant way to bring simplicity and serenity to your walls and trim.*

As the hub of the home, it's also a lovely idea to continue your kitchen colour on the woodwork throughout your home, creating a quietly considered scheme. As for cabinetry and kitchen islands, these are wonderful spots to introduce rich colours you love in our exceptionally durable Modern Eggshell finish. Asparagus, spring greens and rhubarb are all at their best over the coming months, so take joy in cooking restorative foods packed full of flavour against the backdrop of your calming home.

*“Let warm light pour  
into your home.”*





## COLOUR STORIES

### MIZZLE No.266

This soft grey green takes its name from West Country dialect when there is a mix of both mist and drizzle. The addition of green pigment diminishes any cool blue tones, creating a lighter shade of Pigeon and Blue Gray. Rooms feel soft and contented when painted in this rather indeterminate colour.



## COLOUR STORIES

### VARDO No.288

This rich teal takes its name from highly decorated traditional horse drawn Romany wagons. Often used in the intricate patterning of these beautifully painted homes, Vardo is so full of life and joy it seemed natural to name it after something renowned for its flamboyant colour.



## INTRODUCING OUR NEUTRAL GROUPS

Choosing one of our six neutral groups is a wonderful way of achieving a timeless and cohesive scheme in your home. Each group contains four colours that sit effortlessly together for an understated look, or as a base for bolder shades and patterns.

- 1 Start by deciding which group you are most drawn to. By picking your favourite tones, you'll create a welcoming retreat that naturally reflects your personality.
- 2 Consider the light in your room. Would it benefit from warm undertones or would you like to embrace its cool light?
- 3 Finally, think of the style of your property. If you'd like more of a heritage feel, opt for the softer Traditional, Yellow Based and Red Based Neutrals. For a contemporary finish, try the subtle grey tones of our Contemporary, Easy and Architectural Neutrals.

Rather than simply brushing on a bright white gloss, remember your woodwork, ceiling, floors and doors too. The transformation of a room may start with the walls, but for a carefully balanced scheme try to think of the room as a whole.



## TRADITIONAL NEUTRALS

Among the first whites created by Farrow & Ball, our Traditional Neutrals share an utterly timeless look that sits wonderfully in homes both old and new. Their subtle grey green undertones add a softness to each finish, making it feel as though they've always belonged.



### *Accents*



Pigeon®  
No.25



Light Gray™  
No.17



Calke Green®  
No.34

## YELLOW BASED NEUTRALS

Often considered the softest of our neutral groups, the creamy undertones of our Yellow Based Neutrals are incredibly easy to live with and suit a cosy country style. A touch of black pigment deepens each one, lifting them from the ordinary to the unmatched.



### *Accents*



Cord®  
No.16



Eating Room Red®  
No.43



Hague Blue®  
No.30

## RED BASED NEUTRALS

The red undertones of this subdued neutral group are brimming with warmth and an unmatched depth. There is a subtle richness to their palette which creates an earthy and uplifting finish from top to bottom, sweeping across woodwork and walls.



### Accents



London Stone®  
No.6



Dead Salmon®  
No.28



Book Room Red®  
No.50

## CONTEMPORARY NEUTRALS

Appearing greyer to most, these neutrals have a subtle urban feel that adds a contemporary twist to period homes, while being in keeping with modern properties. The magic of this group is down to an underlying lilac of Skimming Stone and Elephant's Breath which retains warmth and brings a slight edge to each shade.



### Accents



Dove Tale®  
No.267



Pelt®  
No.254



Pitch Blue®  
No.220

## ARCHITECTURAL NEUTRALS

We've created these cool neutrals for those wanting a stronger architectural finish or modern industrial feel. Their subtle blue undertones add a contemporary touch and sense of spaciousness when used together as part of a scheme.

## EASY NEUTRALS

These clean and understated neutrals are incredibly easy to live with. Neither too warm nor too cool, our Easy Neutrals sit contentedly together in both modern and traditional homes.



### Accents



Down Pipe®  
No.26



St Giles Blue®  
No.280



Arsenic®  
No.214

### Accents



Mole's Breath®  
No.276



Stiffkey Blue®  
No.281



Babouche®  
No.223

## THE COMPLEMENTARY COLOUR COLLECTION

---

### Farrow & Ball rugs handmade by The Rug Company

We're incredibly excited to share our collaboration with The Rug Company, makers of finest quality handmade rugs. Together we've created a unique collection of handloom rugs that perfectly complement the Farrow & Ball palette.



Crafted in The Rug Company's traditional weaving house in Nepal, the collection offers one accent and one neutral colourway for the six Farrow & Ball neutral groups. Simply pick a colour, size and one of the three textures to create a wonderfully understated rug that is subtly tailored to your own home.



## EASY NEUTRALS



Order Grey



Melrose Yellow



### Complements



Wevet®  
No.273



Ammonite®  
No.274



Cornforth White®  
No.228



Purbeck Stone®  
No.275

{ Discover the collaboration at [farrow-ball.com/therugcompany](https://farrow-ball.com/therugcompany) }








## RECREATE THE LOOK

- 1 Classic mid greys such as Pavilion Gray bring a feeling of calm. In west facing rooms such as this, walls feel deliberately cool in the morning and warmer in the evening.
- 2 Try experimenting with height, hanging statement lighting low, taking colour up high and gathering artwork at eye level or along the groundline to create a visual feast.
- 3 Paint woodwork in a darker shade such as dramatic Railings to instantly make your walls feel lighter and add a modern decorative twist to the room.

Pavilion Gray® No.242



Railings™ No.31



Atacama BP 5803












## RECREATE THE LOOK

- 1 Take paint and wallpaper above the picture rail and even up onto the ceiling to give your room a feeling of height.
- 2 Our wallpaper is handcrafted with real Farrow & Ball paint. For a more cohesive scheme, choose the paint colours printed on your pattern for your woodwork, ceiling or floors.
- 3 Cluster together pieces of art and photography you've collected for a room that effortlessly reflects your personal style.

Vardo® No.288



Churlish Green™ No.251



Shadow White® No.282

## THE ALCHEMY OF FARROW & BALL

It's the unique blend of finest quality ingredients, carefully combined by our craftsmen for over 70 years, that makes each tin so extraordinary. But it's not just what's in the tin, it's the way our rich pigments respond remarkably in light and shade to bring your home to life.

*We stepped behind the scenes with Simon, our Production Manager here in Dorset, to discover how he and his team create every batch.*



## SOURCING OUR INGREDIENTS

We travel the world and carefully source only the very best ingredients from suppliers both old and new, near and far, to ensure you'll find the highest quality in each tin.

**RICH PIGMENTS** Sourced from Europe, India and China, we use a blend of up to five pigments to create our hues, giving you a wonderful depth of colour.

**CHINA CLAY** This fine white powder gives our paint its signature chalky finish, creating the distinctive Farrow & Ball look in your home.

**WATER** Just good old H<sub>2</sub>O. But what makes this simple ingredient so special is that our water base ensures our eco-friendly paint is fast drying, easy to apply and low in odour.

## OUR UNIQUE FORMULATION



There is an exact science to combining the ingredients within our closely guarded recipes. Each are added in precisely the right amount before being scrupulously tested, giving you the extraordinary colour and long-lasting finish you expect every time.

## OUR EXPERT CRAFTSMEN

From Nate our Tinting Supervisor who has been with Farrow & Ball for nearly 20 years, to Les in our wallpaper factory who works alongside his two sons Richard and Gordon, our experienced and long-standing team have been making our paint and paper for generations. Together they combine traditional methods with contemporary technology to become pioneers in their field and champions of the extraordinary.



## OUR IN-HOME COLOUR CONSULTANCY



Whether you're embarking on a large renovation project or redecorating a few rooms, our in-home Colour Consultants are here to help you transform your home with paint and paper.

Considering up to four rooms in an hour, your expert Consultant will share tailored advice that is bespoke to you, suggesting finishes to suit your lifestyle and a scheme that complements your home.

If you're tempted by our consultancy service, why not start by popping in store and gathering complimentary colour advice at your local showroom.

{ Book your in-home consultancy at [farrow-ball.com/colour-consultancy](https://farrow-ball.com/colour-consultancy). }

A photograph of a bright, airy dining room. The room features a large, arched opening in the wall, through which another room is visible. In the foreground, a dark wooden table is set with a vase of purple flowers, a plate of food, and a white cloth. The floor is made of light-colored wooden planks. Two large, multi-paned windows are visible, letting in natural light. The walls are a warm, light brown color, and the ceiling has a decorative cornice with circular motifs.

*“This is the most effective design service I have ever used for our home. The overall effect has been transformational.”*

## HOW TO ORDER

Our experts are always on hand to discuss your ideas and projects, or to help you find the perfect colour scheme and finish. Talk to us in store, online, via live chat or by phone.

When you're ready, our paint and wallpaper is widely available at Farrow & Ball showrooms and stockists across the world, or to order for delivery to your door.

**Online:** [farrow-ball.com](http://farrow-ball.com)

**By telephone:** +44 (0)1202 876141

**Via email:** [sales@farrow-ball.com](mailto:sales@farrow-ball.com)



P.S. Did you know we offer a next day delivery service too? Perfect for last minute projects or an emergency tin of Elephant's Breath.

## A LITTLE MORE INSPIRATION



Our Inspiration site and social feeds are brimming with beautiful photographs of real Farrow & Ball homes. Scroll through the characterful homes of others on:

[inspiration.farrow-ball.com](http://inspiration.farrow-ball.com) [thechromologist.com](http://thechromologist.com) [#MyFaBHome](https://www.instagram.com/MyFaBHome)







Farrow & Ball, Uddens Estate, Wimborne, Dorset, BH21 7NL, England  
Inspiration Brochure SS18 English Version

© Registered trademarks of Farrow & Ball Holdings Limited in the UK/and or EU.

Supplier Insert  
FSC logo here